

LG



Technical Specification



Leveling grader to prepare ground for roads, yards, sport grounds.

Blade with right and left swing and hydraulic side shift, **fully hydraulic**.

Front **360° pivoting wheels**.

On/off or proportional hydraulic valves, with **high precision** in manual and automatic version (equipped




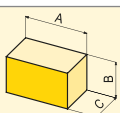
with automatic laser system).

Compatibility with all **automatic laser systems**.

Predisposition kit for most popular laser brands (optional).

Mobile lateral wings for containment of the material (optional).

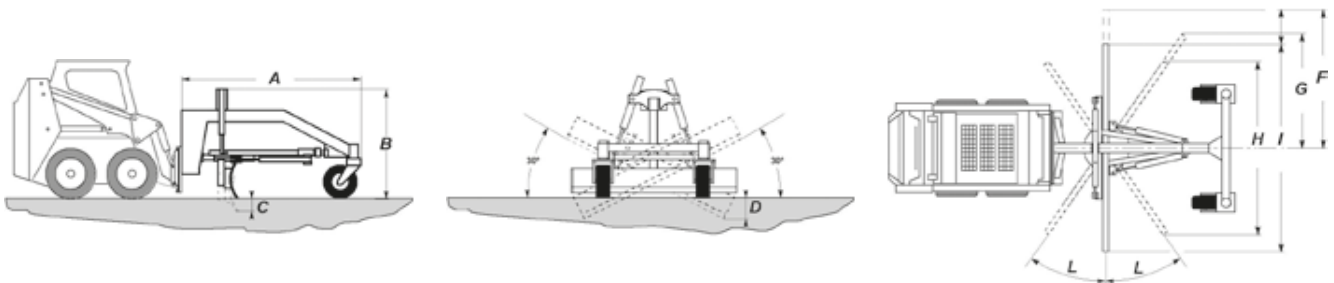
Leveling Grader

MODEL		LG 210 P	LG 240 P	LG 270 P
Technical specification	um			
Blade width	mm	2133	2400	2700
Oil flow, min-max	kg	20-80		
Oil pressure, min-max	mm	120-250		
Weight standard configuration	kg	730	750	1000
Solenoid valve, blade tilt	mm	proportional ⁽¹⁾⁽²⁾		
Hydraulic control of blade Rh and Lh side positioning	D mm	± 400		± 450
Hydraulic control of Rh and Lh blade tilt	B	± 30°		
Hydraulic control of Rh and Lh blade swing	C	± 35°		± 40°
E	mm	860	962	1080
F	mm	1466	1600	1800
G	mm	1720	1924	2153
H	mm	578	643	713
L	mm	165	165	400
M	mm	1320		1397
N	mm	2220		2363
	ton	2,5-3,6		3,5-5,5
	ton	3,0-4,4		4,2-7,8
	ton	3,2-5,0		4,8-8,2
	Overall size in standard configuration	A cm B cm C cm	173 132 222	184 132 222
				215 140 236

(1) Grader LG mod. "P" blade operated with ON-OFF control will make ON-OFF movements. Proportional movements are possible just with automatic proportional laser control.

(2) Grader LG mod. "P" manually operated in PROPORTIONAL control mode performs blade PROPORTIONAL movements.

WORKING DIMENSIONS



Data, descriptions and images of this document are not binding hence GF Gordini reserves the right to alter part or all of them at any time with no notice.